

Medical College Baroda
First Year MBBS (Batch 2020-21)
Revised Time Table for Teaching of New Competency Based UG Curriculum
Effective from January-2021

Time	18/1/2021	19/1/2021	20/1/2021	21/1/2021	22/1/2021	23/1/2021
	Monday	Tuesday	Wednesday	Thursday	Friday	Saturday
9-10a.M	cell & memb .&transpor (L) P.Y 1.1,1.5 HI AN, Bi-1.1(Sharing) A-AN, BI	Introduction & Anatomical terminology (L)AN1.1	Carb (SGT) Bi 3.1.2,3.1.4 3.1.5	Joint-1, (L), AN 2.5 Vi-OR(Nesting)	Neuron(L)PY3.1	Nervous System(L) AN 7.1 To7.8 Vi-IM(Nesting) A-PY
10-11 A.M	compo & function of BLOOD & Blood cells(L) PY 2.1,2.6 HI AN 5.1.1	Bone-1(L) AN 2.1 to 2.4,14.3,1.2 Vi-OR(Nesting)	Protein (L) Bi 5.1.1	Joint-2,(L) AN 2.6	Muscle Contraction (L) PY 3.9	ECE
11-12 Noon	Structure of muscle (L)P.Y,3.1 3.7 HI.AN (sharing) A-AN	Bone-2(L) AN 2.1 to 2.4,14.3,1.2 Vi-OR(Nesting)	Muscle Fibre (L) PY 3.8	CVS & Lymphatic system(L) AN 5.1 to 5.8 Hi-PY, Vi-PA,IM(Nesting) AN 6.1 to 6.3Vi-SU(Nesting)	Protein (L) Bi 5.1.2	(Applied Anatomy related to Bones And Joints)
12-1 P.M	Cell & CARB (L) BI 3.1.1 HI.PY1.1 (sharing) A-AN	Anatomical terminology &Anatomical Position AN1.1(DOAP)	Homeostasis & Apoptosis PY 1. 4 Vi PA Nesting (L) PY1.2	Nerve &Vessels(D) AN7.1&7.4, AN 5.1 To 5.4 A-PY	Intracellular Junctions& communication PY 1.3 (SGD)	
1-2 P.M	Lunch					
2-3 P.M	H-Introduction &Microscope E-Intro &Instrument,PY 3.10(Demo)	Muscle(L) AN 3.1 to 3.3, Hi-PY(Sharing)A-PY Muscle (SGT) AN 3.1 to 3.3	Equipment And Reagents Chemistry carb (P) BI 11.1,3.1 Carb (SDL) Bi 3.1.6 (Library Book(Demo))	Skin(L) AN 4.1 to 4.5 Vi-DR(Nesting)	H-Introduction &Microscope &Instrument,PY 3.10(Demo) H-Prep Of Ps&StainingPY 2.11(DOAP) E-SMCPY 3.10 Applied Phy.Of Cell SDLPY1.1	
3-4 P.M	H-Prep Of Ps&StainingPY 2.11(DOAP)	Bones(DOAP), AN 2.1 & 2.3,1.2		Joints AN 2.5,2.6 (DOAP)		
4-5 P.M	E-SMCPY 3.10 Applied Phy.Of Cell SDLPY1.1			Skin(D) AN 4.1,4.2,4.3,4.4		

Time	25/1/2021	26/1/2021	27/1/2021	28/1/2021	29/1/2021	30/1/2021
	Monday	Tuesday	Wednesday	Thursday	Friday	Saturday
9-10a.M	Nerve Fibre (L)PY 3.2	H	HbStructure&	Introducton Of UI& Superficial Veins (L) AN 13.1,13.2	NERVE FIBRE (L) PY3.2	Pectoral Region,(L) AN 9.1,10.11 Humerus(DOAP), AN 8.1 & 8.2,8.4 Vi-OR(Nesting)
10-11 A.M	Muscle Contra. (L)PY 3.9	O	Properties (L) BI	Epithelium(HL) AN65.1 AN 65.2	NMJ (L)PY3.4	
11-12 Noon	Erythropoiesis (L) PY 2.4	L	6.11.2HI PY2.3	Introduction Of Upper Limb Bones(D)AN 8.1	HbPathies (L) BI5.2.1 HI PY2.3 SHARINGA-PY	AETCOM Module-1.5(Cadaver) Introduction using Role Play
12-1 P.M	Hb Synthesis (L) Bi 6.11.1 HiPY 2.4	I	A-PY	Clavicle AN 8.1 To 8.4 (DOAP) Vi-OR(Nesting)	GlycatedHbPY 2.3(SGD) A-BI	AETCOM Module-1.5(Cadaver) Discussion
1-2 P.M						
2-3 P.M	Chemistry Carbs (P) Bi 3.1 H-Staining & Cell Identify PY	D	Chemistry Carbs (P) BI 3.1 H-Staining & cell identify PY 2.11 (DOAP) E-Effect of temp on SMC PY 3.10 (Demo)	Scapula &Upper End OfHumerus AN 8.1,8.2,8.4 (DOAP), Vi-OR(Nesting)	Chemistry Carbs (P) BI 3.1 H-Staining & Cell Identify PY2.11 (DOAP)	Sports
3-4 P.M	2.11(DOAP) E-Effect Of Temp On SMC PY 3.10 (Demo)	A	Hb. Pathies SDLPY2.3 VI PA(Nesting) A-BI SHARING BI	Superficial Fascia&Veins(Di)AN 13.1,13.2 Epithelium(Hp) AN65.1(SLO3,4), 65.2 -B Batch	E-Effect Of Temp On SMC PY3.10 (Demo) &Hb. Pathies SDL PY2.3	Sports
4-5 P.M	&Hb.PathiesSDLPY2.3 VI PA(Nesting) A-BI SHARING BI	Y		Superficial Fascia&Veins(Di) AN 13.1,13.2 Epithelium(Hp) AN65.1SLO 3,4),65.2- C Batch	VI PA(N esting) A-BI SHARING BI	Sports

Time	1/02/2021	2/02/2021	3/02/2021	4/02/2021	5/02/2021	6/02/2021
	Monday	Tuesday	Wednesday	Thursday	Friday	Saturday
9-10a.M	ANEMIA (ECE1) PY2.5(CASE) Vi I (Nesting)	Mammary Gland,(L) AN 9.2,9.3 Vi-SU(Nesting)	Protein (L) BI5.2.1	Brachial Plexus,(L) AN 10.3,10.5&10.6 Vi-SU(Nesting)	Platelets (L) PY 2.7	Scapular region-1(L) AN 10.8,10.10
10-11 A.M		Axilla(L) AN 10.1,10.2 10.4& 10.7 Vi-SU(Nesting)	Lipids (L) BI 4.1.1	Glandular Epithelium(HL) AN70.1	Wallerian Degen. (L)PY 3.3	Gametogenesis (EL) AN 77.1to77.3 Vi-OG(Nesting)
11-12 Noon		Radius(DOAP) AN 8.1,8.2 Vi-OR(Nesting)	Platelets (L) PY 2.7	Ulna,AN8.1,8.2(DOAP) Vi-Or(Nesting)	Polycythemia Vera PY2.4(SGD)	Brachial Plexus(SGD) AN10.3,10.5&10.6,10.7, Vi-SU(Nesting)
12-1 P.M	Protein (L) BI5.1.3	SDL-Metastasis Of Ca Breast	NMJ (L) PY3.5	Radius & Ulna (DOAP) AN 8.4, Vi-OR(Nesting)	Hbvariants(L) BI 6.12.1HI PY2.3	AETCOM Module 1.1 Exploratory session by using Video clips(1 hr)
1-2 P.M						
2-3 P.M	Vitamins, FA, B12 (T) BI 6.5HI PSM H-Differential Count PY2.11 (DOAP) E-Quantal Summation PY3.10 Myotonic Dystrophy SDLPY Cell (SDL) BI 1.1.2 HI PY1.1	Pectoral Region (Di) AN 9.1 To 9.3,10.11	Vitamins, FA, B12 (T) BI 6.5 HI PSM H-Differential Count PY 2.11 (DOAP) E-Quantal Summation PY3.10 &Myotonic Dystrophy SDLPY Protein (SDL) BI 5.2.3	Glands(Hp) AN70.1	Vitamins, FA, B12 (T) BI6.5 HI PSM H-Differential Count PY2.11 (DOAP) E-Quantal Summation PY3.10 &Myotonic Dystrophy SDLPY 3.13hi ANCell (SDL) BI 1.1.2 HI PY1.1	SDL-Horner's syndrome
3-4 P.M		Axilla(Di)AN 10.1 To 10.4& 10.7,		Brachial Plexus(Di) AN 10.3,10.5 To 10.6		Sports
4-5 P.M		Pectoral Region (Di) AN 9.1 To 9.3,10.11 Axilla(Di)AN 10.1 To 10.4&		Brachial Plexus(Di) AN 10.3,10.5 To 10.7 -C Batch		Sports

		10.7,Glands(Hp) AN70.1 -A Batch				
--	--	--	--	--	--	--

Time	8/02/2021	9/02/2021	10/02/2021	11/02/2021	12/02/2021	13/02/2021
	Monday	Tuesday	Wednesday	Thursday	Friday	Saturday
9-10a.M	Introduction to nutrition, classification of food And nutrition (L) CM 5.1 VI GM, PE	Scapular Region-2(L)AN10.9, 10.10,10.13	ANS L PY 10.1 (L)	Arm-I(L) AN11.1	Myasthenia Gravis (L) PY 3.6	Fertilization &IVF(EL) AN77.4 To 77.6 Vi-OG(Nesting)
10-11 A.M	Proteins (L) CM 5.1 VI GM, PE	Muscle(HL) AN67.1 To 67.3 HI-PY(Sharing)	HAEMOSTASIS (L) PY 2.8 VI PA(Nesting)	Arm-II(L) AN11.2	Meditation INTEGRATED (L1) PY 11.12	SDL-Brachial Artery
11-12 Noon	HAEMOSTASIS (L) PY 2.8 VI PA(Nesting)	Articulated HAnd-1(DOAP) AN8.1,8.2,8.4 Vi-OR(Nesting)	Heme catabolism & jaundice (SGD) BI	Arm(Di) AN11.1,2	Blood Transfusion Reaction PY2.9(SGD) VI PA(Nesting)	
12-1 P.M	ImmunotolerancePY2.10(SGD)	Scapularregion(Di) AN10.8 To 10.13		Arm(Di) AN11.1,2	Enzyme (L) BI 2.1	
1-2 P.M						
2-3 P.M	Vit B1, B2, PA (P) BI 6.5 HI PSM H-Arneth Count PY 2.11	Scapular region(Di) AN10.8 To 10.13	Vit B1, B2, PA (P) BI 6.5 HI PSM H-Arneth Count PY	Saturday N Palsy(SGT) AN11.4, Vi-OR(Nesting)	Vit B1, B2, PA (P) BI 6.5 HI PSM H-Arneth Count PY 2.11	Sports
3-4 P.M	(DOAP)&AEC PY 2.11 (Demo)E- Effect of load PY 3.10(Demo)& RMP SDL P.Y 1.8 Clinical Significance of	Scapular region(Di) AN10.8 To 10.13	2.11 (DOAP)&AEC PY 2.11 (Demo) E- Effect of load PY 3.10(Demo) RMP SDL P.Y 1.8	Arm(Dissection)AN11.1,2 Muscle(HL) AN67.1 To 67.3 -B Batch	(DOAP)&AEC PY 2.11	Sports
4-5 P.M	Carbohydrates (SDL) BI 3.1	Scapular region(Di) AN10.8 To 10.13 Muscle(HL) AN67.1 To 67.- ABatch	Clinical Significance of Carbohydrates (SDL) BI 3.10	Arm(Dissection) AN11.1,2 Muscle(HL) AN67.1 To 67.3-C Batch	(Demo) E- Effect of load PY 3.10(De mo)&	Sports

				RMP SDL P.Y 1.8 Clinical Significa nce of Carbohy drates (SDL) BI 3.10	
--	--	--	--	--	--

Time	15/02/2021	16/02/2021	17/02/2021	18/02/2021	19/02/2021	20/02/2021
	Monday	Tuesday	Wednesday	Thursday	Friday	Saturday
9-10a.m	PNS L PY10.2	Cubital Fossa (L) (Nesting) AN11.3,11.5,11.6Vi SU	ANS(L) PY10.1	Shoulder Joint(L) AN10.12, VI-OR(Nesting)	RS (L) PY6.1HI AN24.1 (sharing)	Pal m-I AN 12. 5(L)
10-11 a.m	Lipids (L) BI 4.1.2	Shoulder Girdle(L) AN13.4	Synapse (L)PY10.2	V. Forearm(L) AN12.1,12.2,12.3,12.4	Plasma Protein (L) PY2.2 HI BiA- BI	Germinal Stage-I (EL) AN76.1,76.2,7 8.1 To 78.3Vi- OG(Nesting)
11-12 noon	Fats And Carbohydrates (L) CM 5.1 VI GM, PE	Connective Tissue(HL) AN66.1,66.2 Vi-PA(Nesting)	Plasma Protein (L) BI 5.2 HI PY2.2 Blood Group PY2.9 VI PA NESTING	D. Forearm(L) AN12.11 To 12.15 Vi-SU(Nesting)	PY10.3 (L)Sensation	AETCOM Module 1.1 Facilitated Panel Discussion
12-1 p.m	Cereals, Pulses, Vegetables And Fruits (L) CM 5.1 VI GM, PE	Art.Hand-II AN8.1,8.2,8.4,(DOA P) Vi-OR(Nesting)		Shoulder Girdle And Joint(SGD) AN10.12,13.4	Plasma Protein (L) BI 5.2HI PY2.2 A-PY	AETCOM Module 1.1 Facilitated Panel Discussion
1-2 p.m						
2-3 p.m	Vit C, K, E (T) BI6.5 HI PSM H-Total WBC Count PY2.11 (DOAP) E- Effect Of Two Successive Stimuli Hemophilia	CubitalFossaAN 11.3 Shoulder Girdle &Joint AN10.12 (Di)	Vit C, K, E (T) BI6.5 HI PSM H-Total WBC Count PY2.11 (DOAP) E- Effect Of Two Successive Stimuli PY3.10(Demo	Forearm(Di) AN12.1 To 12.4, AN12.11 To 12.15,	Vit C, K, E (T) BI6.5 HI PSM H-Total WBC Count PY2.11 (DOAP) E- Effect Of Two Successive	Sports
3-4 p.m	SDL PY 2.8 VI PA (Nesting)PY3.10(Demo) & VitAsCo-Enzyme (SDL) BI 6.5	CubitalFossaAN 11.3 Shoulder Girdle &Joint AN10.12 (Di)		Forearm(Di) AN12.1 To 12.4, AN12.11 To 12.15, Connective Tissue(HP) AN66.1,66.2-B Batch		Sports

4-5 p.m	Cubital Fossa AN 11.3 Shoulder Girdle & Joint AN 10.12 (Di) Connective Tissue (HP) AN 66.1, 66.2-A Batch) Hemophilia SDL PY 2.8 VI PA (Nesting) VitAsCo- Enzyme (SDL) BI 6.5	Forearm (Di) AN 12.1 To 12.4, AN 12.11 To 12.15, Connective Tissue (HP) AN 66.1, 66.2-C Batch	Stimuli PY 3.10 (Demo) & Hemophilia SDL PY 2.8 VI PA (Nesting) VitAsCo- Enzyme (SDL) BI 6.5	SDL-Wrist Drop
---------	--	--	---	--	----------------

Time	22/02/2021	23/02/2021	24/02/2021	25/02/2021	26/02/2021	27/02/2021
	Monday	Tuesday	Wednesday	Thursday	Friday	Saturday
9-10a.M	Milk, Milk Products and Animal Sources Of Food (L) CM5.1 VI GM, PE	Palm-II(L)AN 12.7,12.8,12.9,12.10 Vi-SU(Nesting)	PNS L PY 10.3)	Wrist & Other Joints(L) AN13.3,13.4,12.6	NEUROPATHY PY10.6 ECE(2) VI GM(CASE)	Germinal stage-II(EL) AN 78.4,78.5 Vi-OG(Nesting)
10-11 A.M	Vitamins, Minerals and Trace Elements (L)CM 5.1 VI GM, PE	Elbow &RU Joints(L) AN 13.3	Immunity (L) PY2.10 VI PA , (Nesting) HI Bi(Sharing),A-BI	Cartilage (HL) AN71.2		Ribs-I (DOAP) AN- 21.1,21.2
11-12 Noon	Immunology BI 10.3 HI PY2.10A-PY	Sternum(DOAP) AN21.1	Immunology BI 10.4 & 10.5 HI PY2.10 A-PY	Radiology (L) AN13.5		AETCOM Module 1.1 Hospital visit
12-1 P.M	IMMUNITY (L) PY2.10 VI PA, (Nesting).HI Bi SHARINGA-BI	Movements of Joints (DOAP),AN 13.3 Vi-OR(Nesting)	ANS (L) PY10.1 HI AN	Surface Markings (DOAP) AN13.6		AETCOM Module 1.1 Hospital visit
1-2 P.M						
2-3 P.M	Vit A, D (T) BI6.5 HI PSM H-Absolute Count PY2.11 &Platelet Count PY 2.13(Demo)	Testing Of upper limb Muscles(DOAP) AN 13.7	Vit A, D (T) BI6.5 HI PSM H-Absolute Count PY2.11 &Platelet Count PY 2.13(Demo) E-Velocity Of Nerve Impulse PY3.10(Demo) &Carpal Tunel Syndrome SDL py 3.3 HI AN(SGD) Clinical	Ribs-II (DOAP) AN-21.2	Vit A, D (T) BI6.5 HI PSM H-Absolute Count PY2.11 &Platelet Count PY 2.13(Demo) E-Velocity Of Nerve Impulse PY3.10(Demo) Carpal Tunel Syndrome SDL	Sports
3-4 P.M	E-Velocity Of Nerve Impulse PY3.10(Demo) & Carpal Tunel Syndrome SDL py 3.3	Elbow &RU Joints, Palm AN 13.3, 12.5, 12.7 to 12.10(Di)		Wrist & Other Joints(Di) AN13.3, 13.4		Sports

4-5 P.M	HI AN Clinical Significance Of Proteins- Isoelectric PhPrionsDisease(SDL) BI 5.5	Elbow &RU Joints, Palm AN 13.3, 12.5, 12.7 to 12.10(Di)	Significance Of Proteins- Isoelectric PhP rionsDisease (SDL) BI 5.5	Wrist & Other Joints(Di) AN13.3,13.4	py 3.3 HI AN& Clinical Significance O fProteins- Isoelectric PhPrionsDisease (SDL) BI 5.5	SDL-Fractures of Radius & Ulna
---------	--	--	--	---	--	---

Time	1/3/2021	2/3/2021	3/3/2021	4/3/2021	5/3/2021	6/3/2021	
	Monday	Tuesday	Wednesday	Thursday	Friday	Saturday	
9-10a.M	Identification, Resources Of Carbohydrates, Proteins, Fats, Vitamins and Minerals (SGD) Cm 5.1 Vi Gm, Pe	Thoracic Cage And Ribs (L)AN21.1,21.2	Cardiac M.Fibre(L)PY5.1,5.2 Hi AN(Sharing) A-AN	Diaphragm & Phrenic Nerve(L) AN24.4,47.13,47.14 Vi-SU(Nesting)	Mechanics Of Breathing (Sharing) AN21.9(L) PY 6.2	AETCOM Module 1.1 Discussion and Closure	
10-11 A.M		Wall Of Thorax-I(L) AN-21.3	Receptors(L) PY 10.2	Wall Of Thorax-II (L) AN- 21.4 To 21.7,21.9 Hi-PY(Sharing)	Cardiac Cycle (L PY 5.3)	Plasma Proteins(ECE) BI 5.2HI PY2.2	
11-12 Noon	Mechanics Of Breathing (L)PY 6.2 (Sharing)AN 21.9	Embryonic Period-1(EL) AN79.1 To 79.3	Enzyme (SGD) Bi 2.4	Bone(HL) AN71.1	Fight & Flight Response 10.1(SGD)PY		
12-1 P.M	Receptors(L) PY 10.2	Intercostal Spaces(SGD) AN21.4 Sternal Angle(SGD) AN13.6	Enzyme (SGD) Bi 2.5	Diaphragm(SGD) AN47.13	Iron, Copper (T)Bi 6.9 & 6.10 Hi PSM		
1-2 P.M							
2-3 P.M	Sample Collection and Waste Disposal (P) Bi 11.1 H-Total RBC Count PY 2.11 (DOAP) E-Genesis Of TetanusPY3.10 (Demo)&Anchoring Protein PY 3.7(SDL) Enzyme (SDL) Bi 2.7	ECE- Applied ANatomy Thorax	Sample Collection And Waste Disposal (P) Bi 11.1 H-Total RBC Count PY 2.11 (DOAP) E-Genesis Of TetanusPY3.10 (Demo)&Anchoring Protein PY 3.7(SDL) Enzyme (SDL) Bi 2.7	Lungs(D) AN24.2	Sample Collection and Waste Disposal (P) Bi 11.1 H-Total RBC Count PY 2.11 (DOAP) E-Genesis Of TetanusPY3.10 (Demo)&Anchoring Protein PY 3.7(SDL)	Sports	
3-4 P.M				Wall Of Thorax(Di) 21.3 To 21.7,21.9			Sports
4-5 P.M				Wall Of Thorax(Di) 21.3 To 21.7,21.9 Bones & Cartilage(HP) AN71.1,71.2(A Batch)			

Time	8/3/2021	9/3/2021	10/3/2021	11/3/2021	12/3/2021	13/3/2021
	Monday	Tuesday	Wednesday	Thursday	Friday	Saturday
9-10a.M	Cardiac Cycle (L) PY 5.3	Thoracic Cavity &Pleura(L)AN24.1 Hi-PY(Sharing), Vi-IM(Nesting)	Volume Pressure Changes RS (L) PY 6.2	H	Autonomic. Dis. PY 10.1(3) Vi GmECE(3) Nesting	Svc,Aorta,Pul .Trunk(L) AN21.11,23.4 To 23.7
10-11 A.M	Lipids (L) Bi 4.1.3	Trachea,Esophagus,Thoracic Duct(L) AN 21.11,23.1 To 23.3,24.6	Cardiac Impulse (L) PY 5.4	O		ECE- Applied Anatomy Of
11-12 Noon	Nutritional Deficiency Disorders(PEMAemia, Idd, Rickets Etc.) (SGD) Cm 5.3 Vi Gm, Pe	Lungs(L)) AN24.2 To 24.6 Hi-PY(Sharing), Vi-IM(Nesting)	Calcium, Phosphorous (T) Bi 6.9 & 6.10 Hi PSM	L		Anterior Abdominal Wall
12-1 P.M		Joints Of Thorax (L) AN 21.8,21.10	PNS (L) PY 10.3	I		Lipids (L) Bi 4.1.4 &GIT
1-2 P.M						
2-3 P.M	Chemistry Of Gastric Juice And Titration (P) Bi 6.14 H- Hemoglobin PY 2.11 (DOAP) E-Fatigue PY3.10 (Demo)& Oxy Debt PY 3.11(SDL)	Heart-1(DOAP) AN22.1 SLO1,2	Chemistry Of Gastric Juice And Titration (P) Bi 6.14 H- Hemoglobin PY 2.11 (DOAP) E-Fatigue PY3.10 (Demo)& Oxy Debt PY 3.11(SDL)	D	Chemistry Of Gastric Juice And Titration (P) Bi 6.14 H- Hemoglobin PY 2.11 (DOAP) E-Fatigue PY3.10 (Demo)& Oxy Debt PY 3.11(SDL)	Sports
3-4 P.M		Thoracic Cavity &Pleura AN24.1(Di) Bones & Cartilage(HP) AN71.1,71.2(B Batch)		A		Sports
4-5 P.M		Thoracic Cavity &Pleura AN24.1(Di) Bones & Cartilage(HP)		Y		SDL-Conducting System Of Heart

	AN71.1,71.2(C Batch)		
--	-------------------------	--	--

	15/3/2021	16/3/2021	17/3/2021	18/3/2021	19/3/2021	20/3/2021
Time	Monday	Tuesday	Wednesday	Thursday	Friday	Saturday
9-10a.M	HEMODYNAMICS (L)PY 5.7	Pericardium & Applied Anat. (L)AN22.1	Saliva (L)PY 4.2 Hi AN (SHARING)	Heart-2(L) AN 22.3 To 22.7 Vi- IM(Nesting)	Transport Of Gases (L)PY 6.3	Radiology(L) AN 25.7,25.8 Vi- Im,Rd(Nesting)
10-11 A.M	V/P RATIO RS(L)PY 6.2	Heart-1(L) AN22.2 Hi PYSharing A-PY	Enzyme (L) Bi 2.3.3	Placenta-1(EL) AN 80.3,80.5,80.7 Vi-OG(Nesting)	Deglutition(L)PY 4.3	Surface Anatomy(D) AN 25.9 Hi-PY(Sharing) Vi- Im,Pe(Nesting)
11-12 Noon	GIT(L)PY 4.1 HI AN (SHARING)	CVS(HL) AN69.1 To 69.3 Hi-PY(Sharing)	Balanced Diet (SGD)Cm5.4 Vi Gm, Pe	CBL –Lung	Enzyme (L) Bi 2.4	Revision –Hard Part
12-1 P.M	Enzyme (L) BI 2.3.2	Applied ANat. Of Pleura (SGD)AN 24.1		CBL –Lung	Hemodynamic(L)P Y 5.7	Revision –Soft Part
1-2 P.M						
2-3 P.M	Trace Elements (T) BI 6.9 & 6.10 HI PSM H- ESR PY 2.12 (TUTORIAL) & PNS free nerve end. SDL PY 10.3	Heart(DOAP) AN22.2	Trace Elements (T) Bi 6.9 & 6.10 Hi PSM	Thoracic Vertebra(DOAP) AN 21.1,212	Trace Elements (T) Bi 6.9 & 6.10 Hi Psm	Sports
3-4 P.M	E-Ergography PY3.10 (Demo) (FEEDBACK PHY/BI)Calcium & phosphorus Homeostasis (SDL) BI 6.9	Coronary Arteries (SGD) AN 22.3	- ESR PY 2.12 (Tutorial) &PNS free nerve end. SDL PY 10.3 E-Ergography PY3.10(Demo) (FEEDBACK PHY/BI) Lipid (SDL) Bi 4.1.6 Calcium & Phosphorus Homeostasis (SDL) Bi 6.9	Heart-1(Di)AN22.1 & 21.2 CVS(Hp)AN69.1 To 69.3 (B Batch)	H- ESR PY 2.12 (Tutorial) &E- Ergography PY3.10 (Demo) (FEEDBACK PHY/BI) PNS free nerve end. SDL PY 10.3 Enzyme (SDL) Bi 2.7	Sports
4-5 P.M		Heart(DOAP) AN22.2 CVS(Hp) AN69.1 To 69.3 (A Batch)		Heart-1(Di)AN22.1 & 21.2 CVS(Hp)AN69.1 To 69.3 (C Batch)		SDL- Muscles For Respiratory Movement

Time	22/3/2021	23/3/2021	24/3/2021	25/3/2021	26/3/2021	27/3/2021
	Monday	Tuesday	Wednesday	Thursday	Friday	Saturday
9-10a.m	FORMATIVE ASSESSMENT 1st Periodic Exam			Embryonic P-2(EL) AN79.4 To 79.6,80.1,80.2 Vi-OG(Nesting)	Gastric Juice(L) PY 4.2 Hi AN (Sharing) Bi6.14 A-AN	ANt.abd. wall-1(L) AN 44.1,44.2 Vi-SU(Nesting)
10-11 a.m				Placenta-2 & Prenatal Diagnosis(EL) AN81.1 To 81.4,80.6 Vi-OG (Nesting)	Transport Of Gases (L)PY 6.3	Vitamins(ECE) BI6.5
11-12 noon				Respiratory Movements(SGD) AN 21.9 Hi-PY(Sharing)	Cop (L)PY 5.8,5.9	
12-1 p.m				Pleura (SGD) AN 24.1	Dig. & Abs. Of Carbohydrate (L) 3.2 & 3.3 Hi PY 4.2	
1-2 p.m						
2-3 p.m				Hip Bone(DOAP) AN 14.1	Trace Elements (T) Bi 6.9 & 6.10 Hi PSM H- PCVPY 2.12 (Tutorial) E-Ergography PY3.10 (Demo) Enzyme (SDL) Bi 2.7	Sports
3-4 p.m				Mediastinum(Di) AN21.11, 23.1 ,23.4,23.5,		Sports

4-5 p.m

**Mediastinum(Di)
AN21.11, 23.1
,23.4,23.5**

**SDL Incisional
Hernia**

Time	29/3/2021	30/3/2021	31/3/2021	1/4/2021	2/4/2021	3/4/2021
	Monday	Tuesday	Wednesday	Thursday	Friday	Saturday
9-10a.M	H	ANt.abd.wall-2(L) AN 44.3,44.6,44.7 Vi-SU(Nesting)	Assessment Of Nutritional Status (SGD) Cm 5.2 Vi Gm, Pe	Formation Of Inguinal Canal& Spermatic Cord(L) AN 44.4,46.1 Vi-Su(Nesting)	H	Peritoneum-2(L) AN 47.2,47.3,47.4 Vi-Su(Nesting)
10-11 A.M	O	RS-(EL) AN25.2		Peritoneum-1(L) AN 47.1,47.2,47.3,47.4 Vi-Su(Nesting)	O	Stomach & Coeliac Trunk(L) AN 47.5,47.6 Vi-Su(Nesting)A-PY
11-12 Noon	L	Quadrants planes(D) AN 44.1 Vi-SU(Nesting)	Dig. & Abs. Of Protein (L) Bi 5.3 Hi PY 4.2	Lymphoid Tissue(HL) AN 70.2 Vi-Su(Nesting)	L	Aetcom Module 1.2 (Patient) Exploratory Session Using Role Play
12-1 P.M	I	Testi s(D) AN 46.1 Vi-SU(Nesting)	Transport Of Gases (L)PY 6.3	Peritoneum(D) AN 47.1,47.2 Vi-Su(Nesting)	I	Aetcom Module 1.2 (Patient) Exploratory Session Using Role Play Aetcom
1-2 P.M						
2-3 P.M	D A Y	Ant.abd.wall-1(DI)	Chemistry Of Proteins(P) Bi 5.1 H- PCV PY2.12 (Tutorial) E-Frog's Cardiogram PY3.10 (Demo)	Stomach (D) AN 47.5,47.6 Vi-Su(Nesting)	D A Y	Sports
3-4 P.M		AN 44.1,44.2 Ant.abd.wall (Di) AN 44.1 to 44.3		Inguinal Canal& Spermatic Cord(Di) AN 44.4,46.1 Histology Practical AN70.2(BBatch)		Sports
4-5 P.M		Ant.abd.wall (Di) AN 44.1 to 44.3 (FEEDBACK SESSION)		Inguinal Canal& Spermatic Cord(Di) AN 44.4,46.1 Lymphoid Tissue(Hp) AN 70.2(A Batch)		SDL –Cholecystectomy

Time	5/4/2021	6/4/2021	7/4/2021	8/4/2021	9/4/2021	10/4/2021
	Monday	Tuesday	Wednesday	Thursday	Friday	Saturday
9-10a.M	Bood pressure(L)PY 5.9 Vi Gm ,Vi Pa(Nesting)	Duodenum(L) AN 47.5 Vi-Su(Nesting)	High Altitude (L)PY 6.4	Liver (L) AN 47.5,47.6 Vi-Su(Nesting) A-PY	BP(L) PY 5.9vi Gm ,Vi Pa (Nesting)	Superior Mesenteric Artery & Portal Vein(L) AN 47.8 To 47.11 Vi-Su(Nesting)
10-11 A.M	Hypoxia(L) PY6.6	Pancreas(L) AN 47.5 Vi-Su(Nesting)	Liver PY 4.7 (L)Hi AN Hi Bi (sharing) A-ANA-BI	Extra Biliary Apparatus(L) AN 47.5,47.6 Vi-Su(Nesting)	Liver Function Test (L) Bi 6.14 Hi PY 4.7 A-PY	Git-2(EL) AN52.6 Vi-Su(Nesting)
11-12 Noon	Dig. & Abs. Of Lipid (L) Bi 4.2 Hi PY 4.2	Git-1(EL) AN52.6 Vi-Su(Nesting)	CVS PY5.9	Nervous Tissue(HL) AN 68.1 To 68.3 Hi-PY(Sharing)	Food Adulteration, Fortification And Enrichment (SGD) Cm5.8 Vi Pe	Aetcom Module 1.2 (Patient) Hospital Visit
12-1 P.M	Gastric Juice(L)PY 4.2(sharing) Bi6.14 A-BI	Disposition Of Viscera (SGT) AN 47.1,47.2	Gastric Function Test Bi 6.14hi PY 4.2 A-PY	Spleen(D)AN 47.5,47.6 Vi-Su(Nesting) Intestine(D)AN47.5,47.6 Vi-Su(Nesting)		Aetcom Module 1.2 (Patient) Hospital Visit
1-2 P.M	LUNCH					
2-3 P.M	Chemistry Of Proteins(P) Bi 5.1 H- PCV PY2.12 (Tutorial)	Liver(D) AN 47.5,47.6 Vi-Su(Nesting)	Chemistry Of Proteins(P) Bi 5.1 H- Blood Indices PY 2.11 (Tutorial) & Retic Count PY 2.13(Demo) E-	Abdominal Viscera(Di) AN 47.5 Vi-Su(Nesting)	Chemistry Of Proteins(P) Bi 5.1 H- Blood	Sports
3-4 P.M	E-Frog's Cardiogram PY3.10 (Demo)	Stomach & Coeliac Trunk(Di) AN 47.5 Lymphoid Tissue(Hp) AN 70.2(B Batch)		Abdominal Viscera (Di) AN 47.5 Vi-Su(Nesting)		Sports

4-5 P.M	Stomach & Coeliac Trunk(Di) AN 47.5 / Lymphoid Tissue(Hp) AN 70.2(C Batch) (FEEDBACK SESSION)	Effect Of Temp On Frog's Cardiogram PY3.10 (Demo) &SpacePhy. Py 6.4SDL	Abdominal Viscera (Di) AN 47.5/ Nervous Tissue(Hp) AN 68.1 To 68.3-A Batch	Indices PY 2.11 (Tutorial) &Retic Count PY 2.13 (Demo) E-Effect Of Temp On Frog's Cardiogram PY3.10 (Demo) &Space Phy. Py 6.4SDL	Caecum (L) AN 47.5 Vi-Su(Nesting)
---------	---	---	---	---	---

Time	12/4/2021	13/4/2021	14/4/2021	15/4/2021	16/4/2021	17/4/2021
	Monday	Tuesday	Wednesday	Thursday	Friday	Saturday
9-10a.M	High.Alt (L)PY 6.4	H	H	Caecum (L) AN 47.5 Vi-Su(Nesting)	COPD PY 6.7 Vi Ct 2.1ECE(4) NESTING	Posterior Abdominal Wall -1 (L)AN 45.3,47.12
10-11 A.M	Integrated L Body Temp PY11.1	O	O	Appendix(L) AN 47.5 Vi-Su(Nesting)		Git-3(EI) AN52.6 Vi-Su (Nesting)
11-12 Noon	Biological Oxidation (L) Bi 6.6.1	L	L	Intestine (L) AN 47.5,47.6		Aetcom Module 1.2 (Patient)SDL
12-1 P.M	Liver PY 4.7 (L)Hi AN Hi Bi (sharing)	I	I	Bony Pelvis(D) AN 53.2 Vi – OG(Nesting) Sacrum(D) AN 53.1 Vi-SU,OG(Nesting)	Enzyme (L) Bi2.3.4	Aetcom Module 1.2 (Patient)
1-2 P.M						
2-3 P.M	Chemistry Of Proteins(P) Bi 5.1 H- Blood Indices PY	D	D A Y	Bony Pelvis(D)AN 53.3,53.4 Vi – OG(Nesting)	Chemistry Of Bile (P) Bi 6.14.2 H- Effect Of Saline PY	Sports
3-4 P.M	2.11(Tutorial) &Retic Count PY 2.13(Demo) E- Effect Of Temp On Frog's Cardiogram PY3.10 (Demo)	A		Sma& Portal Vein(Di) AN 47.8,47.9/ Nervous Tissue(Hp) AN 68.1 To 68.3-B Batch	2.11 Gall Stone SDL PY4.7 Vi IM ,Su (Nesting) (8)PY4.7 Vi IM ,Su (Nesting)	Sports
4-5 P.M	&Space Phy. Py 6.4SDL	Y		Sma& Portal Vein (Di) AN 47.8,47.9 / Nervous Tissue(Hp) AN 68.1 To 68.3-C Batch	(DOAP) & Osmotic Fragility PY 2.12(Tutorial) E- Stannius Ligature	SDL-Hydrocele &Varicocele

Time	19/4/2021	20/4/2021	21/4/2021	22/4/2021	23/4/2021	24/4/2021
	Monday	Tuesday	Wednesday	Thursday	Friday	Saturday
9-10a.m	Food hygiene (SGD) CM 5.7 VI MI	External Genitalia(L) AN 46.1 To 46.5 Vi-Su(Nesting)	H	Perineum-2(L) AN 49.4,49.5,48.1 Vi-OG,SU(Nesting)	Pancreatic Juice (L)PY 4.2 A-BI HI AN,SHARING BI	Posterior abdominal wall-2 (L) AN 45.1,45.2
10-11 a.m		Perineum-1(L) AN 49.1,49.2,49.3 Vi-OG(Nesting)	O	ECE- Applied Anatomy Of Genitourinary System	Respiratory Reflexes PY 6.2(SGD)	Rectum &Anal canal(L) AN48.2, 48.5,48.8 Vi-SU(Nesting)
11-12 noon	Apneoa syndromePY 6.2(SGD)	GIT-1(HL) AN52.1	L		Pancreatic Function Test (SGD) BI 6.14 HI PY 4.2A-PY	AETCOM Module 1.2 (Patient) Discussion
12-1 p.m	CVS (L)PY5.9 HR	External Genitalia(D) AN 46.1 To 46.3, Vi-SU(Nesting)	I	Organ function test (SGD) BI 6.14 HI PY 4.2	AETCOM Module 1.2 (Patient) Closure	
1-2 p.m						
2-3 p.m	Chemistry of Bile (P) BI 6.14.2 H- Effect of saline PY	Perineum(Di) AN 49.1to 49.4 Vi-OG (Nesting)	D A Y	Lumbar Vertebrae(DOAP) AN 53.1, 53.4	Chemistry of Bile (P) BI 6.14.2 H- Effect of saline PY	Sports
3-4 p.m	2.11 Gall Stone SDL (8)PY4.7 Vi IM ,Su (Nesting) (DOAP) & Osmotic	Perineum(Di) AN 49.1to 49.4 Vi-OG(Nesting)		Perineum(Di) AN 49.1to 49.4/ Git-1(Hp) AN52.1- B Batch	2.11Gall Stone SDL (8)PY4.7 Vi IM ,Su (Nesting)	Sports
4-5 p.m	Fragility PY 2.12(TUTORIAL) E-Stannius ligature PY3.10 (Demo)	Perineum(Di) AN 49.1to 49.4/ Git- 1(Hp) AN52.1- A Batch		Perineum(Di) AN 49.1to 49.4/ Git-1(Hp) AN52.1- C Batch)	(DOAP) & Osmotic Fragility PY 2.12(TUTORIAL) E-Stannius ligature PY3.10 (Demo)	SDL Prolapse of Pelvic Viscera

Time	26/4/2021	27/4/2021	28/4/2021	29/4/2021	30/4/2021	1/5/2021
	Monday	Tuesday	Wednesday	Thursday	Friday	Saturday
9-10a.m	Deep sea.(L)PY 6.4	Kidney & supra renal gland(L) AN 47.5,47.6 A-PY	CORONARY CIR. (L)PY 5.10 HI AN	Ureter (L) AN 47.5,47.64	RS (L)PY 6.6	Urinary System(EL) AN52.7 VI-SU (Nesting)
10-11 a.m	GI MOV (L PY 4.3)	GIT-4(EL) AN52.6 Vi-SU(Nesting)	ETC (L) BI 6.6.3	Introduction of pelvis, pelvic fascia & levator Ani muscle(L) AN 48.1,48.4	JGA(L)PY 7.2	Jaundice (ECE)BI 11.17 HI PY
11-12 noon	Strc. And Fun Kidney(L PY 7.1 HI AN (sharing)A-AN	GIT-2(HL) AN52.1,52.3	Introduction to biostatistics, Types And sources of data (L)CM6.2 VI GM, PE	Surgical Exposure of Kidney(SGT) AN 47.5 A-PY	CORONARY CIR. (L)PY 5.10 HI AN	
12-1 p.m	Biological oxidation (L) BI 6.6.2	Abdominal Aorta(SGD)	Presentation of data (L) – CM6.2 VI GM, PE	Suprarenal Gland(SGT) AN 47.6	Enzyme (L) BI 2.7	
1-2 p.m						
2-3 p.m	N Urine (P) BI 11.3 H- BT & CT PY 2.11 (DOAP) &Decompression Sick. PY 6.5 SDL	Kidney (D) AN 47.5 Vi-SU(Nesting)	N Urine (P) BI 11.3 H- BT & CT PY 2.11 (DOAP) Decompression Sick. PY 6.5 SDL	Urinary bladder & urethra(D) AN 48.2	N Urine (P) BI 11.3 H- BT & CT PY 2.11 (DOAP) & Decompression Sick. PY 6.5 SDL E-Properties of cardiac musclePY3.10 (TUTORIAL)	Sports
3-4 p.m	E-Properties of cardiac musclePY3.10 (TUTORIAL)	Posterior abdominal wall (Di) AN 45.1,45.2	E-Properties of cardiac musclePY3.10 (TUTORIAL)	Kidney & supra renal gland(Di) AN 47.5,47.6/GIT-2(HP) AN52.1,52.3-B Batch	Bio. Oxi. & ETC (SDL) BI	Sports

4-5 p.m	Posterior abdominal wall (Di)AN 45.1,45.2 / GIT-2(HP) AN52.1,52.3-A Batch		Kidney & supra renal gland(Di) AN 47.5,47.6/GIT-2(HP) AN52.1,52.3-C Batch	SDL- Benign Prostatic Hypertrophy
---------	---	--	---	-----------------------------------

Time	3/5/2021	4/5/2021	5/5/2021	6/5/2021	7/5/2021	8/5/2021		
	Monday	Tuesday	Wednesday	Thursday	Friday	Saturday		
9-10a.m	Types of data And generation, presentation of qualitative data (SGD) CM 6.1 VI GM, PE	Urinary bladder(L) AN 48.2,48.6 VI-SU (Nesting)	SHOCK (L) PY 5.11	Pelvic vessels & sacral plexus(L) AN48.2,48.3,48.4	Jaundice Integrated. HI AN HI PY HI BI VI PA,IM ,SU NESTI NG	Male reproductive system(L) AN 48.2,48.7 Vi-SU(Nesting)		
10-11 a.m		Urethra(L) AN 48.2,	Urine Form.(L)PY 7.3	CBL-Urinary System		E-applied Anatomy of pelvic organ& perineum C E		
11-12 noon		Carb Metabolism (L) BI 3.4.1	GIT-3(HL) AN52.1	Carb Metabolism (L) BI 3.4.2			CBL-Urinary System	
12-1 p.m		GI MOV (L)PY 4.3 HI AN	Applied Anatomy of Urinary Bladder(SGD) AN48.6	Vomiting PY 4.9 (SGD)			CBL-Urinary System	Lipid Metabolism (L) BI 4.3.1
1-2 p.m								
2-3 p.m	Ab. N Urine (P) BI 11.4 H- Blood Group &Hemin crystal PY 2.11 (DOAP)	Sagittal section of pelvis, male & female(D) AN 51.2	Ab. N Urine (P) BI 11.4 H- Blood Group &Hemin crystal PY 2.11 (DOAP)	Sagittal section of pelvis, male & female(D) AN 51.2	Ab.N Urine (P) BI 11.4 H- Blood Group &Hemin crystal PY 2.11 (DOAP)	Sports		
3-4 p.m		Pelvic cavity(Di) AN48.1, 48.2,48.4		E- Stimulation of vagus n crescent PY3.10 (Demo) &PancreatitisPY4.9 (SDL)		Pelvic cavity(Di) AN 48.5/GIT-3(HP) AN52.1-B Batch	E- Stimulation of vagus n crescent PY3.10 (Demo) &PancreatitisPY4.9 (SDL)	Sports
4-5 p.m		Pelvic cavity(Di) AN48.1, 48.2,48.4/GIT-3(HP) AN52.1-A Batch				Pelvic cavity(Di) AN 48.5/GIT-3(HP) AN52.1-C Batch		E- Stimulation of vagus n crescent PY3.10 (Demo) &PancreatitisPY4.9 (SDL)

Time	10/5/2021	11/5/2021	12/5/2021	13/5/2021	14/5/2021	15/5/2021
	Monday	Tuesday	Wednesday	Thursday	Friday	Saturday
9-10a.m	PFT PY 6.7 VI CT 2.11(Nesting)	Female reproductive system-1(L) AN 48.2,48.5 Vi-SU(Nesting)	Shock (L)PY 5.11	Female reproductive system-2(L) AN 48.2,48.5 Vi-SU(Nesting)	H	Introduction & Scalp(L) AN27.1, 27.2 VI-SU (Nesting)
10-11 a.m	Lipid Metabolism (L) BI 4.3.2	GIT-4(HL)) AN5 2.1	Male Repro (L)PY 9.3 HI AN	MRS-1(EL) AN52.8 Vi-OG(Nesting)	O	ECE -
11-12 noon	Presentation of quantitative data (SGD) CM 6.2 VI GM, PE	Surface markings(DOAP) AN55.1Vi-SU(Nesting)	Carb. Metabolism (L) BI 3.5.1	Radiology (L) AN54.1 Vi-RD(Nesting)	L	Applied Anatomy Of
12-1 p.m		Surface markings(DOAP) AN55.2 Vi-SU(Nesting)	Peptic Ulcer PY4.9 (CBL)	Radiology (DOAP) AN54.2,54.3	I	Triangles of Neck
1-2 p.m						
2-3 p.m	Chemistry CSF (P) BI 11.15 C-Pulse PY 5.12 (DOAP) E- Vagal escapePY3.10 (Demo)	Uterus(D)) AN4 8.2	Chemistry CSF (P) BI 11.15 C-Pulse PY 5.12 (DOAP) E- Vagal escapePY3.10 (Demo)	Norma verticalis, Norma Occipitalis (DOAP) AN 26.1,26.2	D A Y	Sports
3-4 p.m		Pelvic cavity(Di) AN 48.2		Pelvic cavity(Di) AN 48.2,48.5 GIT-4(HP) AN52.1-B Batch		Sports
4-5 p.m		Pelvic cavity(Di) AN 48.2 /GIT- 4(HP) AN52.1-A Batch		Pelvic cavity(Di) AN 48.2,48.5 GIT-4(HP) AN52.1-C Batch		SDL- Cervical Lymph nodes

Time	17/5/2021	18/5/2021	19/5/2021	20/5/2021	21/5/2021	22/5/2021
	Monday	Tuesday	Wednesday	Thursday	Friday	Saturday
9-10a.m	Urine Form.(L)PY 7.3	Face-I(L) AN28.1,28.2,28.6, 31.4	Sampling -1 (L) CM6.4 VI GM, PE	Posterior triangle of neck(L) AN29.1,29.2,29.3, 29.4, VI-SU (Nesting)	CVS RHD(5) VI PA,IM ECE	Back of Neck(L) AN42.1,42.2,42.3
10-11 a.m	Male Repro (L)PY 9.3 HI AN Sharing	Urinary System(HL) AN52.2	Sampling -2 (L) CM 6.4 VI GM, PE	Deep cervical fascia(L) AN35.1		FRS-1(EL) AN52.8 Vi-OG (Nesting)
11-12 noon	GI HORMONE(L)4.5	Face-2 (L) AN28.3,28.4,28.5,28 .8 Vi-SU(Nesting)	Urine Form.(L)PY 7.3	MRS-1(EL) AN52.8 Vi- OG(Nesting)		Posterior triangle of neck(Di) AN29.1,29.4
12-1 p.m	Carb. Metabolism (L) BI 3.6	Applied Anatomy of Scalp(SGD) AN 27.2	Repro Female (L)PY 9.4 HI AN (sharing)	Facial Muscles(SGD) AN28.1	Cardiac Function test(L) BI 6.14 HI PY 5.9	Posterior triangle of neck(Di) AN29.1,29.4
1-2 p.m						
2-3 p.m	Chemistry CSF (P) BI 11.15 C-Pulse PY 5.12 (DOAP) E- Vagal escapePY3.10 (Demo)	Norma Frontalis (DOAP) AN 26.2	Colo rime try (T) BI	Norma Lateralis (DOAP) AN26.1,26.2	Colorimetry (T) BI C- BI 11.6 C-Blood pressure PY 5.12 (DOAP) E- Effect of drugs on frog's heart –I PY3.10 (Demo) Clinical significance of lipids (SDL) BI 4.5	Sports
3-4 p.m		Scalp(Di) AN27.1, 27.2	C- BI 11.6 C-Blood pressure PY 5.12 (DOAP) E- Effect of drugs on	Face-(Di) AN28.3,28. 4,28.6 /Urinary System(HP) AN52.2- B Batch		Sports
4-5 p.m		Scalp(Di) AN27.1, 27.2 /Urinary System(HP) AN52.2 – A Batch	frog's heart –I PY3.10 (Demo) Clinical	Face-(Di) AN28.3,28. 4,28.6 /Urinary		SDL- Cisternal puncture

		significance of lipids (SDL) BI 4.5	System(HP) AN52.2- C Batch	
--	--	---	----------------------------------	--

Time	24/5/2021	25/5/2021	26/5/2021	27/5/2021	28/5/2021	29/5/2021
	Monday	Tuesday	Wednesday	Thursday	Friday	Saturday
9-10a.m	Urine Form.(L)PY 7.3	Cranial cavity(L) AN30.1 to 30.5, 28.8 VI-SU (Nesting)	Repro Female (L)PY 9.4 HI AN	Orbit-I(L) AN31.1,41.1,41.3 Vi-OP(Nesting)	Repro Female (L)PY 9.5 HI AN	Parotid Region(L) AN 28.4,28.9,28.10,28.7 VI-,IM,SU (Nesting)
10-11 a.m	Lipid Metabolism (L) BI 4.3.3	Vertebral column(L) AN50.1,50.2,50.3,50.4 Vi-IM,OR(Nesting)	Urine Form.(L)PY 7.3	MRS(HL) AN52.2	Applied aspect of ECG PY5.13(SGD)	Abnormalities of sugars other than glucose (ECE)BI 3.8 HI PY 7.3
11-12 noon	Measures of central tendency And percentile (L) CM6.4 VI GM, PE	FRS - 2(E L) AN 52.8 Vi-OG (Nesting)	Lipid Metabolism (L) BI 4.3.4	Cranial cavity(Di) AN30.1,30.2	Renal Transplant PY 7.7 SGDVI SU (14) (Nesting)	
12-1 p.m	Measures of variance S.D. And others (L) CM 6.3 VI GM, PE	Folds of dura matter (D) AN 30.3	PSYCO.ADOLESENCE SGDVI OG,PSY Nesting	Cranial cavity(Di) AN30.1,30.2	Protein metabolism (L) BI 5.4.1	
1-2 p.m						
2-3 p.m	Beer's Law, TP, ALB, A:G (P) BI 11.6 & 11.8 C- ThermometryPY 11.1 (TUTORIAL) &Brain Bridge reflex PY 5.12(SDL)	Interior of skull- I(D) AN26.3,30.3	Beer's Law, TP, ALB, A:G (P) BI11.6 & 11.8 C- Thermometry PY 11.1 (TUTORIAL) &Brain Bridge reflex PY 5.12(SDL)	Interior of skull- II(D) AN30.3	Beer's Law, TP, ALB, A:G (P) BI11.6 & 11.8 C- Thermometry PY 11.1 (TUTORIAL) &Brain Bridge reflex PY 5.12(SDL)	Sports
3-4 p.m		Back of Neck(L) AN42.2,42.3(Di)		Orbit (Di) AN31.1, 41.1,41.3		Sports
4-5 p.m	E- Effect of drugs on frog's heart –II PY3.10 (Demo) &Properties of Synapse PY10.2(SDL)	Back of Neck(L) AN42.2,42.3(Di)	E- Effect of drugs on frog's heart –II PY3.10 (Demo) & Properties of Synapse PY10.2(SDL)	Orbit (Di) AN31.1, 41.1,41.3 MRS(HP) AN52.2 –A Batch	E- Effect of drugs on frog's heart –II PY3.10 (Demo) & Properties of Synapse PY10.2(SDL)	SDL- Frey's Syndrome

Time	31/5/2021	1/6/2021	2/6/2021	3/6/2021	4/6/2021	5/6/2021
	Monday	Tuesday	Wednesday	Thursday	Friday	Saturday
9-10a.m	Measures of central tendency (mean ,median ,mode) (SGD) CM 6.4 VI GM, PE	Orbit-II(L) AN31.3,31.5,31.2,41.2 Vi-OP(Nesting)	REPRO (L) PY 9.5	Temporal &Infratempo. (L) AN33.1	MICTURITION (L)PY 7.6 HI AN	Muscles of mastication(L) AN 33.2,33.4 Vi-SU (Nesting)
10-11 a.m		CVS-1(EL) AN25.4 HY-PY(Sharing) Vi -SU,PE(Nesting)	MICTURITION (L)PY 7.6 HI AN	FRS(HL) AN52.2	REPRO (L) PY 9.5	CVS-2(EL) AN25.3,25.5 HY-PY(Sharing) Vi -SU,PE(Nesting)
11-12 noon	Protein metabolism (L) BI 5.4.2	Eyeball(D) AN41.1,41.2 Vi-OP(Nesting)	Carb. Metabolism (L) BI 3.9.1	Pterygo palatine ganglion(SGD) AN 26.2	REVISION KIDENY	Lateral pterygioidMuscle(SGD) AN 33.2
12-1 p.m	URINE FORM.(L)PY 7.4	Movement of Eyeball (SGD) AN 31.1	INTEGRATED ANTHRO. VI PE	Parotid Gland(DOAP) AN28.9	Renal function test (L) BI 6.14 HI PY 7.1	Medial pterygioidMuscle(SGD)AN 33.2
1-2 p.m						
2-3 p.m	Glucose And GTT (P) BI 11.21 C- BMI (TUTORIAL) E- Approach to clinical examination And history taking(TUTORIAL)	Norma basalis-1(DOAP) AN 26.2	Glucose And GTT (P) BI 11.21 C- BMI (TUTORIAL) E- Approach to clinical examination And history taking(TUTORIAL)	Norma basalis-2(DOAP) AN 26.2	Glucose And GTT (P) BI 11.21 H/C/E- REVISION	Sports
3-4 p.m		Orbit (Di) AN31.1,31.2 MRS(HP) AN52.2 –B Batch		Temporal & Infra temporal R(Di) AN33.1,33.2,33.4		Sports
4-5 p.m		Orbit (Di) AN31.1,31.2 MRS(HP) AN52.2 –C Batch		Parotid Region(Di) AN 28.4,28.9 FRS(HP) AN52.2- A Batch		SDL- Middle Meningeal Artery

Time	7/6/2021	8/6/2021	9/6/2021	10/6/2021	11/6/2021	12/6/2021
	Monday	Tuesday	Wednesday	Thursday	Friday	Saturday
9-10a.m	LACTATION (L) PY 9.5)	TM joint(L) AN33.3,33.5 Vi-SU (Nesting)	Abnormalities of micturition PY 7.6(SGD)	Revision- Soft part Hard Part	Intro to Endo .(L) PY 8.2	Revision- Soft part Hard Part
10-11 a.m	Carb. Metabolism (L) BI 3.9.2	Movements of TM joint(SGD)			FEMALE SEX HORMONES PY 9.4 SGD	
11-12 noon	Normal distribution curve(L) CM6.4VI GM, PE	Interatrial septum of heart(SGD) AN 25.2	Carb. Metabolism (L) BI 3.8		TASTE SEN. (L)PY 10.14	
12-1 p.m	Measures of variance (S.E.,S.D.) (SGD)CM 6.4 VI GM, PE	Interventricular septum of heart AN 25.2(SGD)	LACTATION (L PY 9.5)		Lipid Metabolism (L) BI 4.3.5	
1-2 p.m						
2-3 p.m	Electrophoresis (T) BI 11.16 H/C/E-REVISION Enzyme inhibitors, therapeutic drugs (SDL) BI 2.4	Mandible(DOAP) AN26.4,33.2	Electrophoresis (T) BI 11.16 H/C/E-REVISION Enzyme inhibitors, therapeutic drugs (SDL) BI 2.4	Revision- Soft part Hard Part	Electrophoresis (T) BI 11.16 C- BMI (TUTORIAL) E- Approach to clinical examination And history taking(TUTORIAL) Enzyme inhibitors, therapeutic drugs (SDL) BI 2.4	
3-4 p.m		Muscles of mastication(Di)AN 33.2 FRS(HP)AN52.2- B Batch				
4-5 p.m		Muscles of mastication(Di) AN 33.2 FRS(HP) AN52.2- C Batch				

Time	14/6/2021	15/6/2021	16/6/2021	17/6/2021	18/6/2021	19/6/2021
	Monday	Tuesday	Wednesday	Thursday	Friday	Saturday
9-10a.m	SUMMER VACATION					
10-11 a.m						
11-12 noon						
12-1 p.m						
1-2 p.m						
2-3 p.m						
3-4 p.m						
4-5 p.m						

Time	21/6/2021	22/6/2021	23/6/2021	24/6/2021	25/6/2021	26/6/2021
	Monday	Tuesday	Wednesday	Thursday	Friday	Saturday
9-10a.m	SUMMER VACATION			1ST CREDIT EXAM		
10-11 a.m						
11-12 noon						
12-1 p.m						
1-2 p.m						
2-3 p.m						
3-4 p.m						
4-5 p.m						

Time	28/6/2021	29/6/2021	30/6/2021	1/7/2021	2/7/2021	3/7/2021
	Monday	Tuesday	Wednesday	Thursday	Friday	Saturday
9-10a.m	1ST CREDIT EXAM					INTRO.OF BRAIN & MENINGIES(L)AN57 .1
10-11 a.m						Meninges(SGD) Parts of brain & Spinal cord (D) AN57.1
11-12 noon						Blood supply of Spinal cord(SGD) AN57.1
12-1 p.m						Typical spinal nerve(S GD) AN57.1
1-2 p.m						
2-3 p.m						Sports
3-4 p.m						Sports
4-5 p.m						SDL-Neural crest

Time	5/7/2021	6/7/2021	7/7/2021	8/7/2021	9/7/2021	10/7/2021
	Monday	Tuesday	Wednesday	Thursday	Friday	Saturday
9-10a.m	INTRO to CNS(L)PY 10.1	Spinal cord-1(L) AN56.1,7.1,57.1 to 57.3 Vi- IM(Nesting)A-PY	Cranialnerves (L)PY 10.11	ANt.Tr.-2(L) AN32.2	Introduction – concept of public health (L) CM 1.1	AETCOM Module 1.3 D-P Relationship Large group session
10-11 a.m	Lipid Metabolism (L) BI 4.3.6	Ant.Tr.-1(L) AN32.1	INTRO TO ENDO. (L)PY 8.2	Submandibular region(L) AN34.1,34.2 Vi-SU (Nesting)	Concept of health, definitions, well beingAnd spectrum (L) CM 1.2	Diabetes (ECE) BI 3.9 HI PY 8.2
11-12 noon	Vital statistics, rate, ratios, proportions (SGD) CM 9.1 VI GM, PE	RS(HL) AN25.2	Protein metabolism (L) BI 5.4.3	CVS-3(EL) AN25.6	Sensory sys.(L) PY 10.11 HI AN	
12-1 p.m		Spinal cord (SGD) AN 57.1	Anatomy of eye (L)PY 10.17HI-AN,VI - OPTH(Nesting)	Carotid triangle(SGD) AN32.2	Tract of spinal cord (L)PY 10.11 HI AN A-AN	
1-2 p.m						
2-3 p.m	Chromatography (T) BI 11.16.2 C-Gen Exa.PY 11.13	Cervical V-1(DOAP) AN 26.5	Chromatography (T) BI11.16.2 C-Gen Exa.PY 11.13	Cervical V-2(DOAP) AN 26.7	Urea (P) BI 11.21 C- SpirometryPY6.8	Sports
3-4 p.m	(TUTORIAL) - Respirator y Efficiency test	Ant.Tr.-(Di) AN32.1,32.2	(TUTORIAL) - Respirator y Efficiency test	Submandibular region(Di)AN34.1, 34.2 RS(HP)AN25.1,25.2 B-Batch	(DOAP) C-Artificial resp (DOAP)	Sports
4-5 p.m	(DOAP) Immunology : vaccines, Anti D & BT reaction (SDL) BI 10.4 & 10.5	Ant.Tr.-(Di) AN32.1,32.2 RS(HP)AN25.1,25.2 A-Batch	test (DOAP) &Immunology : vaccines, Anti D & BT reaction (SDL) BI10.4 & 10.5	Submandibular region(Di)AN34.1, 34.2 RS(HP)AN25.1,25.2 C-Batch		SDL-Cervical rib

ime	12/7/2021	13/7/2021	14/7/2021	15/7/2021	16/7/2021	17/7/2021
	Monday	Tuesday	Wednesday	Thursday	Friday	Saturday
9-10a.m	Hypothalamus phy,L) PY 8.2	Spinal cord-II(L) 57.4,57.5,57.3 A-PY	FACIAL PALSY PY 10.11 ECE	Deep str.of neck-2(L) AN35.3 to 35.5,35.9 Vi-SU (Nesting)	Tract of spinal cord (L)PY 10.11 HI AN A-AN	Genetics-1 (L) INTRODUCTI ON AN73.1
10-11 a.m	Image formation EYE(I)PY 10.17	Deep str.of neck-1(L) AN35.2,35.8 Vi-SU (Nesting)		Deep str.of neck-3(L) AN35.6,35.7,35.10 Vi-SU (Nesting)	Protein metabolism (L) BI 5.4.5	Genetics-2 Karyotyping (L) AN73.2
11-12 noon	Lipid(SGD) BI 4.5	Medulla oblongata(DOAP) AN58.1		CVS - 4(EL) AN2 5.6	Determinants of health (SGD) CM 1.2	AETCOM Module 1.3 D-P Relationship ip SDL
12-1 p.m	Lipid(SGD) BI 4.6	Thyroid Gland(SGD) AN35.2	Protein metabolism (L) BI 5.4.4	Midbrain(D OAP) AN61.1,		AETCOM Module 1.3 D-P Relationship ip SDL
1-2 p.m						
2-3 p.m	Urea (P) BI 11.21 C-SpirometryPY6.8 (DOAP)	Pons(DOAP) AN59.1	Urea (P) BI 11.21 C-SpirometryPY6.8 (DOAP)	ECE-	Creatinine And Clearance (P) BI 11.7 C-ECG PY5.13 (TUTORIAL) (FEEDBACK PHY/BI) C-Resp Examination PY6.9(DOAP)	Sports
3-4 p.m	(FEEDBACK PHY/BI)		(FEEDBACK PHY/BI)	Head & Neck Swellings		Sports
4-5 p.m	C-Artificial resp (DOAP)	Deep str.of neck(Di) AN35.1,35.2,35.8 (FEEDBACK SESSION)	C-Artificial resp (DOAP)	(Hospital visit)		SDL- Tracheostomy

Time	19/7/2021	20/7/2021	21/7/2021	22/7/2021	23/7/2021	24/7/2021
	Monday	Tuesday	Wednesday	Thursday	Friday	Saturday
9-10a.m	Tract of spinal cord (L)PY 10.11 HI AN	Medulla oblongata(L) AN58.1, 58.2,58.3,58.4 Vi-Im (nesting) Hi-PY(Sharing)	H O L	Prevertebral region(L) AN43.1	Spinal cord lesion (L)PY 10.6	AETCOM Module 1.3 D-P Relationship Interactive Discussion
10-11 a.m	Pitu.hormones (I) PY 8.2	Pons(L) AN59.1, 59.2,59.3 Hi-PY(Sharing) A-PY		Midbrain(L) AN61.1,61.2,61.3, Hi-PY(Sharing) A-PY	Pituhormones (I) PY 8.2	AETCOM Module 1.3 D-P Relationship Interactive Discussion
11-12 noon	Lipid Metabolism (L) BI 4.3.7	Tongue(D) AN39.1		Medullary syndrome(CBL) AN58.4	Refractive errors EYE(L)PY 10.7	Deep cervical Fascia(SGD) AN35.1
12-1 p.m	Refractive media EYE (L) PY 10.17	Syringomyelia (SGD) AN57.5	I	Medullary syndrome(CBL) AN58.4	Nucleic acid(L) BI 7.1	Vertebral artery(SGD)
1-2 p.m						
2-3 p.m	Creatinine And Clearance (P) BI 11.7 C-ECG PY5.13 (TUTORIAL) C-Resp Examination	Fourth ventricle(D) AN63.1	D A Y	Median sagi. S H&N-1(D) AN36.3,36.1	Creatinine And Clearance (P) BI 11.7 C-ECG PY5.13 (TUTORIAL) C-Resp Examination	Sports
3-4 p.m		cerebellum(D) AN60.1		Prevertebral region(Di) AN43.1		Sports

4-5 p.m	PY6.9(DOAP)	T.S Of Pons AN 59.2	Prevertebral region(Di) AN43.1	PY6.9(DOAP)	SDL- Vital centers in brainstem
---------	-------------	------------------------	-----------------------------------	-------------	------------------------------------

Time	26/7/2021	27/7/2021	28/7/2021	29/7/2021	30/7/2021	31/7/2021
	Monday	Tuesday	Wednesday	Thursday	Friday	Saturday
9-10a.m	Natural history of disease And indicators of health (L) CM1.4, 1.7	Cranial nerve nuclei - 1(L) AN62.1 A-PY	Spinal cord lesion (L)PY 10.6 SGD	TONGUE-2 (L)AN 39.1	Cerebellum (L)PY 10.6 HI AN A-AN	Genetics- 3(L) AN73.3
10-11 a.m	Concept of disease And concept of causation (L) CM 1.3	Diencephalon-1 (L), AN- 62.5 Hi-PY(Sharing)	THYROID HORMONES (L)PY 8.2 HI AN HI BI (Sharing)A-BI	Diencephalon- 2(L), AN- 62.5 Hi-PY(Sharing)	Protein metabolism (L) BI 5.4.6	cerebellum(L) AN60.1,60.2,60.3 Vi-Im (Nesting),Hi-PY A-PY
11-12 noon	Nucleic acid(L) BI 7.1	Oral cavity, tongue - 1(L) AN39.1, Vi-EN(Nesting)	Visual e. potential SGD(17)PY 10.7	Cranial nerve nuclei -2(L) AN62.1	Role of eff. Commu. skills in health CM 1.9VI - AETCOM And Doctor – patient relationship (L) CM 1.10VI - AETCOM	AETCOM Module 1.3 D-P Relationship Discussion
12-1 p.m	HORMONES THYROID (L)PY 8.2 HI AN HI BI (Sharing)	Third ventricle(D) AN63.1	Thyroid function test (L) BI 6.14 HI PY 8.2A-PY	Foetal skull(DOAP) AN26.6	Concept of holistic medicine And history of medicine (L) CM 1.2	AETCOM Module 1.3 D-P Relationship Closure
1-2 p.m						
2-3 p.m	ELISA (T) BI 11.16.3 C-CVS Examination PY5.15 (DOAP)C-Cardiac efficiency test PY5.15(DOAP) Biological Oxidation	Median sagi. S H&N- 2(D) AN37.1,38.1	ELISA (T) BI11.16.3 C-CVS Examination PY5.15 (DOAP)C-Cardiac efficiency test	ECE-	ABG And Electrolyte (T) BI 11.16 C-P/A ExaPY4.10(DOAP) C-Sensory sys (DOAP) Role of Nucleotide	Sports
3-4 p.m		Sulci & Gyri of Cerebrum-I(D) AN62.2		Brainstem & Cerebellum		Sports

4-5 p.m	– Inhibitors (SDL) BI 6.6	Sulci & Gyri of Cerebrum-I(D) AN62.2	PY5.15(DOAP) Biological Oxidation – Inhibitors (SDL) BI 6.6	Hospital Visit	(SDL) BI 6.3	SDL- Congenital Hernia
---------	---------------------------	---	--	-----------------------	--------------	---

Time	2/8/2021	3/8/2021	4/8/2021	5/8/2021	6/8/2021	7/8/2021
	Monday	Tuesday	Wednesday	Thursday	Friday	Saturday
9-10a.m	LMN PARAPLEGIA ECE PY 10.6	Cerebrum-1(L) AN62.2Hi-PY Vi-IM(Nesting) A-PY	Role of effective communication skills in health CM 1.9VI - AETCOM And Doctor – patient relationship (SGD) CM 1.10VI – AETCOM	Palate, tonsil(L) AN36.1,36.4,36.2 Vi-EN(Nesting)	ADRENAL HORMONE S (L) PY 8.2	Pharynx(L) AN36.3,36.5 Vi-EN(Nesting)
10-11 a.m		CNS (HL) AN 64.1		CNS-1(EL) AN64.2		Cerebellar cortex (L)PY 10.7
11-12 noon		Lateral ventricle(D) AN63.1	Cerebellum (L)PY 10.6 HI AN	Palatine Tonsil(CBL) AN36.1	Protein (SGD) BI 5.4	Deglutition(SGD)
12-1 p.m	Mol. Bio. (L) BI 7.1 HI AN	External Jugular Vein(SGD)	Photoreceptors EYE(L)PY 10.7	Palatine Tonsil(CBL) AN36.1	Protein (SGD) BI 5.5	Soft Palate(SGD) AN36.1
1-2 p.m						
2-3 p.m	ABG And Electrolyte (T) BI 11.16 C- P/A ExaPY4.10(DOAP) C- Sensory sys (DOAP) Role of Nucleotide (SDL) BI 6.3	Median sagi. S H&N-3(D) AN37.1,38.1	Radioactivity (T) BI 7.5 C-Motor sys Exa(DOAP) C- DiureticsPY7.6 (SDL)And Periodic Breathing (TUTORIAL) Disorders of Dig & abs. (SDL) BI 3.2, 4.2 & 5.3	Larynx-(D) AN38.1	Radioactivity (T) 7.5 BI C-Motor sys Exa(DOAP) C- DiureticsPY 7.6 (SDI)And Periodic Breathing (TUTORIAL) Disorders of Dig & abs. (SDL) BI3.2, 4.2 & 5.3	Sports
3-4 p.m		Section of brain (D) AN63.1,62.3,62.5		Median Sagi.SH&N(Di) AN- 39.1 CNS (HP) AN 64.1 B BATCH		Sports
4-5 p.m		Section of brain(D) AN63.1,62.3,62.5 CNS (HP) AN 64.1 A BATCH		Median Sagi.S H&N(Di) AN39.1 CNS (HP) AN 64.1 C BATCH		SDL-Adenoids

Time	9/8/2021	10/8/2021	11/8/2021	12/8/2021	13/8/2021	14/8/2021
	Monday	Tuesday	Wednesday	Thursday	Friday	Saturday
9-10a.m	HORMONES THYROID (L)PY 8.2 HI AN HI BI VI SU	Cerebrum- II(L) AN62.3 HI-PY(Sharing)	Phy,of EAR (L)PY 10.15 VIEN Nesting	Larynx (L)-1 AN38.1 Vi-EN(Nesting)	Basal ganglia (L)PY 10.7 A-AN	EAR(L)-1 AN40.1 to 40.5 Vi-EN(Nesting)
10-11 a.m	LINKER	Nose & PNS(L) -1 AN37.1 Vi-EN(Nesting)	Protein metabolism (L) BI 5.4.7	Larynx (L)-2 AN38.1,38.2,38.3 Vi-EN(Nesting)	ADRENAL HORMONES (L) PY 8.2	Genetics-5(L) AN75.2,75.3 Vi-PE(Nesting)
11-12 noon		Nose & PNS(L)-2 AN37.2, 37.3 Vi-EN(Nesting)	history of medicine CM (SGD) 1.2	CNS-2(EL) AN64.2	Integration of Metabolism (L) BI 6.1	Genetics-6(L) AN75.3 Vi-PE(Nesting)
12-1 p.m	Adrenal Function Test(L) BI 6.14 HI PY 8.2	Maxillary sinus(SGD) AN37.2,3 Lateral & medial wall of Nose(SGD)AN 37.1		Movements of vocal cord(SGD) AN38.1	Visual pathway (L)PY 10.7	Middle ear(SGD) AN40.2
1-2 p.m						
2-3 p.m	Radioactivity (T) 7.5 BI C-Motor sys	Section of brain- White matter (D) AN63.1,62.3,62.5	CholAnd TG (P) BI 11.9 & 11.10 C-Reflexes (DOAP) C- Cranial nerves 3,4,6 (DOAP) CYSTOMETRY SDLPY 7.9	Internal Capsule(SGD) AN62.3	CholAnd TG (P) BI 11.9 & 11.10 C-Reflexes (DOAP) C- Cranial nerves 3,4,6 (DOAP) CYSTOMETRY SDLPY 7.9	Sports
3-4 p.m	Exa(DOAP) C- DiureticsPY7.6	Section of brain (D) AN63.1,62.3,62.5		Larynx (Di) AN38.1,38.2		Sports

4-5 p.m	(SDI)And Periodic Breathing (TUTORIAL) Disorders of Dig & abs. (SDL) BI3.2, 4.2 & 5.3	Section of brain (D) AN63.1,62.3,62 .5	Larynx (Di) AN38.1,38.2	SDL-Auditory tube
---------	--	---	--	------------------------------------

Time	16/8/2021	17/8/2021	18/8/2021	19/8/2021	20/8/2021	21/8/2021
	Monday	Tuesday	Wednesday	Thursday	Friday	Saturday
9-10a.m	H	Basal ganglia - 1(L) AN62.4 A-PY	PARKINSON ISM ECE PY 10.7 VI IM	H	Enzymes (ECE) BI 2.7	Genetics-7(L) AN75.4 Vi-PE(Nesting) Hi-BI
10-11 a.m	O	limbic System- 2(L) AN62.4		O		BASAL GANGLIA -2(L) AN62.4
11-12 noon	L	Endocrine system(HL) AN43.2 A-PY		L		Radiology(D) AN43.7,43.8,43.9
12-1 p.m	I	Papez Circuit(SGD) AN62.4	Mol. Bio. (L) BI 7.2.1 HI AN	I	Mol. Bio. (L) BI 7.2.2 HI AN	Radiology(D) AN43.7,43.8,43.9
1-2 p.m						
2-3 p.m	D A Y	Section of brain (D) AN63.1,62.3,62. 5	CholAnd TG (P) BI 11.9 & 11.10	D	Bilirubin (P) BI 11.12 C-Cranial nerve 1&5 (DOAP) Addison's Disease PY 8.6 (SDL) C- Cranial nerve 8 PY 10.16 (DOAP)	Sports
3-4 p.m		Section of brain (D) AN63.1,62.3,62. 5	C-Reflexes (DOAP) C- Cranial nerves 3,4,6 (DOAP)	A		Sports
4-5 p.m		Section of brain (D) AN63.1,62.3,62.5/Endo(HP) AN43.2 A Batch	CYSTOMET RY SDL PY 7.9	Y		SDL-Corpus callosum

Time	23/8/2021	24/8/2021	25/8/2021	26/8/2021	27/8/2021	28/8/2021
	Monday	Tuesday	Wednesday	Thursday	Friday	Saturday
9-10a.m	EAR (L)PY 10.15VI EN	Blood supply of brain And spinal cord (L) AN62.6 Vi-IM(Nesting) Hi-PY(Sharing)	Basal ganglia (L)PY 10.7	Genetics-8(L) AN74.1,2Vi-PE(Nesting)	Basal ganglia (L)PY 10.7	Genetics- 9(L) AN74.3 Vi-PE,IM(Nesting)
10-11 a.m	Mol. Bio. (L) BI 7.2.3HI AN	CNS-3(EL) AN64.2,64.3	Parathyroid HORMONES (L) PY8.2	Pharyngeal Arches-I(L) AN43.4	Calcium meta. (L)PY 8.1	Pharyngeal Arches- II(L) AN43.4
11-12 noon	Levels of Prevention (L)– CM 1.5 VI – GM, PE	EAR (L)-2 AN 40.2TO 40.5	Cancer (L) BI 10.1.1	CSF & VENTRICLE (L)AN 56.2,63.1	Visual pathway (L)PY 10.	Development of hard palate(SGD) AN 43.4
12-1 p.m	Principles of communicable diseases And prevention (L) – CM 8.1VI – GM, PE, MI, PA	Surface marking(DOAP) AN43.5,43.6 Vi-SU(Nesting)	Visual pathway (L)PY 10.	Revision of Soft part of Brain	Mol. Bio. (L) BI 7.2.4	Cleft Lip & Palate(S GD) AN 43.4
1-2 p.m						
2-3 p.m	Bilirubin (P) BI 11.12 C-Cranial nerve 1&5 (DOAP)	Blood supply of brain And spinal cord (D) AN62.6 Circle of Willis(SGT)	Bilirubin (P) BI 11.12 C-Cranial nerve 1&5 (DOAP)	ECE- Neurological Disorders Hospital Visit	Mechanism of Hormone (T) BI 11.17 Metabolism of carbohydrates Lab work up of DM (SDL)	Sports
3-4 p.m	Addison's Disease PY		Addission's			Sports
4-5 p.m						SDL-Polydactyly

<p>8.6 (SDL) C- Cranial nerve 8 PY 10.16 (DOAP)</p>	<p>AN62.6 Endo(HP) AN43.2 B Batch Circle of Willis(SGT) AN62.6 Endo(HP) AN43.2 C Batch</p>	<p>Disease PY 8.6 (SDL) C- Cranial nerve 8 PY 10.16 (DOAP)</p>		<p>BI 3.10 C-Cranial nerve 7 (DOAP) C- Cranial nerve 11 &12 (DOAP) Cushing 's Syndrome PY 8.6(SDL)</p>	
--	---	--	--	---	--

Time		31/8/2021	1/9/2021	2/9/2021	3/9/2021	4/9/2021
	Monday	Tuesday	Wednesday	Thursday	Friday	Saturday
9-10a.m	H O	Genetics-10(L) AN74.4 Vi-PE,IM(Nesting)	Hypothalamus (L)PY 8.2	Genetics-11(L) AN75.4 Vi-PE,IM(Nesting)	DM LINKER VI IM, PY 8.2	Genetics-12(L) AN75.5 Vi-PE,IM(Nesting)
10-11 a.m		MS-1(EL) AN13.8,	Pancreatic hormones (L)PY 8.2	MS-2(EL) AN20.10,52.4		Stem cell(SGD)
11-12 noon	L	Development of Face(SGD) AN 43.4	Insulin receptors PY 8.2 (SGD)	Mendel's Law(SGD)		Human Genome Project(SGD)
12-1 p.m	I	Development of Nasolacrimal duct (SGD) AN 43.4	Mol. Bio. (L) BI 7.3.1	Non-disjunction(SGD)	Mol. Bio. (L) BI 7.3.3	Prenatal Diagnosis(SGD)
1-2 p.m						
2-3 p.m	D A Y	Derivatives of Branchial Apparatus(SGD) AN43.4	Mechanism of Hormone (T) BI 11.17 Metabolism of carbohydrates Lab work up of DM (SDL) BI 3.10 C-Cranial nerve 7 (DOAP) (FEEDBACK PHY/BI) C- Cranial nerve 11 &12 (DOAP) Cushing 's Syndrome PY 8.6(SDL)	Genetics of Blood group(SGD)	Uric Acid (P) BI 6.4 C-Cranial nerve 9,10 (DOAP) C –Higher Functions (TUTORIAL) Pineal glandSDLPY 8.3	Sports
3-4 p.m		Derivatives of Branchial Apparatus(SGD) AN43.4		X-linked inheritance(SGD)		Sports
4-5 p.m		Development of Tongue(SGD) AN 43.4		Y-linked inheritance(SGD)		SDL-Gene Therapy

Time	6/9/2021	7/9/2021	8/9/2021	9/9/2021	10/9/2021	11/9/2021
	Monday	Tuesday	Wednesday	Thursday	Friday	Saturday
9-10a.m	Limbic system (L)PY 10.4	Introduction of Lower limb & Superficial veins, nerves (L) AN 15.1,20.3,20.4	Gout, SCID Xeroderma Pigmentosa(ECE) BI 7.3	Front of thigh- I(L) AN 15.2,15.3,15.4 Vi-SU(Nesting)	H O L	Femoral Triangle & Adductor Canal(L) AN 15.4,15.5 Vi-SU(Nesting)
10-11 a.m	Mol. Bio. (L) BI 9.3	Superficial inguinal lymphnodes(SGD)		Modifications of Deep fascia of LL(SGD) AN20.3		AETCOM Module-1.4 The Foundations of communication- Large group discussion
11-12 noon	Principles of communicable diseases And prevention – Intestinal Infections (SDL)CM 8.1VI – GM, PE, MI, PA	Superficial set of veins(SGD)		Muscles of Front of thigh(SGD) AN15.2		AETCOM Module-1.4 The Foundations of communication- Large group discussion
12-1 p.m		Great saphenous vein(SGD)AN20.5	Prenatal diagnosis for genetic disorder (SGD) BI 7.4	Hip Bone- II(DOAP) 14.1 SLO-1,2	I	AETCOM Module-1.4 The Foundations of communication-SDL
1-2 p.m						

Time	13/09/2020	14/09/2020	15/09/2020	16/09/2020	17/09/2020	18/09/2020
	Monday	Tuesday	Wednesday	Thursday	Friday	Saturday
9-10a.m	INTEGRATED PY AUTOIMMUNE DIS. VI IM,PA	Medial compt.(L) AN15.2	Principles of communicable diseases And prevention –	Gluteal region-1(L) AN 16.1 Vi- SU(Nesting)	Pupillary reflex (L) 10.7	H
10-11 a.m		Body Cavity(EL) AN52.5,25.2 Vi-SU(Nesting)	Arthropod diseases AndZoonoses(SDL) CM 8.1VI – GM, PE, MI, PA	Medial compt.(Di) AN15.2	Phy of Memory (L) PY 10.11	O
11-12 noon		Femoral Triangle & Adductor Canal(SGD) AN 15.4,15.5	Colour vision (L)PY 10.7	Medial compt.(Di) AN15.2	Mol bio (SGD) 7.2	L
12-1 p.m	Antenatal diagnosis for genetic disorder (SGD) BI 7.4	Femur-II (DOAP) AN14.1, 14.3,17.2,17.3, Vi-OR(Nesting)	Vestibular apparatus (L)PY 10.4	Medial compt.(Di) AN15.2	Mol bio (SGD) 7.2	I
1-2 p.m						
2-3 p.m	Amylase And Lipase (P) BI 6.14.3	Patella(DOAP) AN 14.1	Amylase And Lipase (P) BI 6.14.3	Tibia (DOAP) AN 14.1	Free Radicals And Antioxidants (T) BI 7.6	D A Y
3-4 p.m	C –Endocrine photographs -I (TUTORIAL)	Front of Thigh(Di) AN 15.3,15.5	C –Endocrine photographs -I (TUTORIAL)	Gluteal region(Di) AN16.1,16.2	Metabolism of Protein :	
4-5 p.m	C- Endocrine photographs –II (TUTORIAL)	Front of Thigh(Di) AN 15.3,15.5 (FEEDBACK SESSION)	C- Endocrine photographs –II (TUTORIAL)	Gluteal region(Di) AN 16.1,16.2	Hepatic coma (SDL) BI 5.4 C – Contraception And Pregnancy Test PY 9.6 (TUTORIAL) C- Pulse OxymetryAndPlethysmography (TUTORIAL)	

Time	20/9/2020	21/9/2020	22/9/2020	23/9/2020	24/9/2020	25/9/2020
	Monday	Tuesday	Wednesday	Thursday	Friday	Saturday
9-10a.m	2ND PERIODIC EXAM			Gluteal region- 2(L) AN 16.1,16.2,16.3 Vi-SU(Nesting)	Pancreatic hormones (L)PY 8.2	AETCOM Module-1.4 The Foundations of communication- Small group discussion using role plays
10-11 a.m				ECE-Gluteal muscles	TASTE (L)PY 10.13,10.14	AETCOM Module-1.4 The Foundations of communication- Small group discussion using role plays
11-12 noon				varicose vein & Femoral Hernia	Physiological changes in pregnancy 9.8(SGD)	Sciatic Nerve(SGD)
12-1 p.m				Hospital Visit	Monoclonal Antibodies (SDL) BI 7.4.1	Cruciate & Trochantric Anastomosis(SGD)
1-2 p.m						
2-3 p.m				Fibula(DOAP) AN 14.1	Free Radicals And Antioxidants (T) BI7.6 Metabolism of Protein : Hepatic coma (SDL) BI 5.4 C – Contraception And Pregnancy Test PY 9.6 (TUTORIAL) C- Pulse	SDL- Bursitis in LL
3-4 p.m				Gluteal region(Di) AN 16.1,16.2		
4-5 p.m				Gluteal region(Di) AN 16.1,16.2		

			OxymetryAnd Plethysmography(T UTORIAL)	
--	--	--	--	--

Time	27/9/2021	28/9/2021	29/9/2021	30/9/2021	1/10/2021	2/10/2021
	Monday	Tuesday	Wednesday	Thursday	Friday	Saturday
9-10a.m	Phy. of Memory (L) PY 10.11	Back of thigh(L) AN16.4,16.5	LINKE R CSF	Hip joint(L) AN17.1 to 17.3	H	AETCOM Module-1.4 The Foundations of communication- discussion And closure
10-11 a.m	Monoclonal Antibodies (SDL) BI 7.4.2	Popliteal fossa(L) AN16.6 Back of thigh(Di) AN16.4,16.5	HI AN, HI BI VI IM	Movement of Hip Joint(SGD) Hip joint(Di) AN17.1 to 17.3	O	CBL-Sciatica
11-12 noon	Formative Assessment- PSM	Back of thigh(Di) AN16.4,16.5	Heavy metal & environmental (SGD) 7.5.2	Hip joint(Di) AN17.1 to 17.3	L	CBL-Sciatica
12-1 p.m					I	CBL-Sciatica
1-2 p.m						
2-3 p.m	Free Radicals And Antioxidants (T) BI7.6	Articulated Foot-I(DOAP) AN 14.1,14.4	SGOT And SGPT (P) BI 11.13	Articulated Foot- II(DOAP) AN 14.1,14.4	D A Y	SDL-Profunda femoris Artery
3-4 p.m	Metabolism of Protein : Hepatic coma (SDL) BI 5.4	Back of thigh(Di) AN16.4,16.5	C –Cardio respiratory changes during exercise (TUTORIAL)	Hip joint(Di) AN17.1 to 17.3		
4-5 p.m	Contraception And Pregnancy Test PY 9.6 (TUTORIAL) C- Pulse (TUTORIAL)	Popliteal fossa(Di) AN16.6	C- Pressure –Volume changes during cardiac cycle (TUTORIAL) THALAMUS SDLPY 10.7	Hip joint(Di) AN17.1 to 17.3		

Time	4/10/2021	5/10/2021	6/10/2021	7/10/2021	8/10/2021	9/10/2021
	Monday	Tuesday	Wednesday	Thursday	Friday	Saturday
9-10a.m	Vestibular apparatus (L)PY 10.4	H	REFRACTORY ERRORS PY 10.7 SGD	Ant& Dorsum of foot(L) AN18.1,18.2,18.3 Vi-SU(Nesting)	Vestibular apparatus (L)PY 10.4	Back of leg(L) AN 19.1,19.2
10-11 a.m	Phy of SLEEP(L)PY 10.11	O		lat.leg(L) AN18.1,18.2,18.3	Phy of SPEECH (L)PY 10.11	Femoral Nerve (SGD)
11-12 noon	Heavy metal & environmental (SGD) 7.5.1	L	Amino acid uria Etiology & diagnosis (SGD) 6.3.1	Ant& Dorsum of foot(Di) AN18.1 to 18.3	Amino acid urea Etiology & diagnosis (SGD) 6.3.2	Tibial Nerve(SGD)
12-1 p.m	Lesion of Visual pathway PY 10.7 (SGD)	I	Phy of SLEEP(L)PY 10.11	Ant& Dorsum of foot(Di) AN18.1 to 18.3	INTEGRATED (L)AGING	Common peronealnerve(SGD)
1-2 p.m						
2-3 p.m	SGOT And SGPT (P) BI 11.13 C –Cardio respiratory changes during exercise (TUTORIAL) C-	D	SGOT And SGPT (P) BI 11.13 C –Cardiorespiratory changes during exercise (TUTORIAL) C- Pressure –Volume changes during cardiac	Foot Drop(SGD) AN18.1	Xenobiotics (T) BI 7.5 Lipotropic factors And fatty liver (SDL) BI 4.3 C- Dyslexia SDL PY 10.11 C- Pyramidal tractPY10.11 (SGD)	SDL-Obturator Nerve
3-4 p.m		A		Ant& Dorsum of foot(Di) AN18.1 to 18.3		

4-5 p.m	Pressure – Volume changes during cardiac cycle (TUTORIAL) THALAMUS SDL PY 10.7	Y	cycle(TUTORIAL) THALAMUS SDL PY 10.7	lat.leg(Di) AN18.1 to 18.3		
---------	--	---	--	----------------------------------	--	--

Time	11/10/2021	12/10/2021	13/10/2021	14/10/2021	15/10/2021	16/10/2021
	Monday	Tuesday	Wednesday	Thursday	Friday	Saturday
9-10a.m	Vestibular apparatus (L)PY 10.4	Back of leg(L) AN 19.3Vi-SU,19.4 Vi-OR(Nesting)	Hepatitis (SGD) 11.17	Sole-I(L) AN19.1, ,19.7 Vi-OR(Nesting)	Clinical enzymology (SGD) 2.5.2	Sole-II(L) AN19.2 Vi-OR(Nesting)
10-11 a.m	Postural Reflexes PY 10.6 (SGD)	leg(Di) AN 19.1 to 19.3,	REM SLEEP SGD PY10.11	Planter Apo neurosis& Retinacula(SGD)	ECEGLUCOM A PY10.7 VI OP	Lumbricals&Introssei(SGD)
11-12 noon		leg(Di) AN 19.1 to 19.3,		Sole-I(Di) AN19.1, ,19.7		Planterneres(SGD)
	Clinical enzymology (SGD) 2.5.1	leg(Di) AN 19.1 to 19.3,		Sole-I(Di) AN19.1, ,19.7		Sole-II(Di) AN19.2
12-1 p.m						
1-2 p.m						
2-3 p.m	Xenobiotics (T) BI 7.5 Lipotropic factors And fatty liver (SDL) BI 4.3 C-Dyslexia SDLPY 10.11 C-Pyramidal tractPY10.11 (SGD)	Triceps Surae(SGD) AN 19.1,	Xenobiotics (T) BI 7.5 Lipotropic factors And fatty liver (SDL) BI 4.3 C- Dyslexia SDLPY 10.11 C-Pyramidal tractPY10.11 (SGD)	Sole-I(Di) AN19.1, ,19.7	AIDS (T) BI 10.4 Atherosclerosis And risk factors (SDL) BI 4.4 H- Revision II	SDL-Movements of Ankle joint
3-4 p.m		leg(Di) AN 18.1,18.2,		Sole-I(Di) AN19.1, ,19.7		
4-5 p.m		leg(Di) AN 19.1,19.2,19.3,		Sole-I(Di) AN19.1, ,19.7		

Time	18/10/2021	19/10/2021	20/10/2021	21/10/2021	22/10/2021	23/10/2021
	Monday	Tuesday	Wednesday	Thursday	Friday	Saturday
9-10a.m	Condition reflex (L)PY 10.11	Knee joint-I(L) AN18.4,18.5 Vi-OR(Nesting)	SEMINAR ON ECG PY 5.13 VI IM	Knee joint-II(L) AN18.6,18.7 Vi-OR(Nesting)	Protein(cirrhosis of liver, PKU, PEM) (ECE) BI 5.4	Ankle& Other joints- (L) AN20.1,20.2
10-11 a.m	Revision CNS	Locking & Unlocking of Knee Joint (SGD)		Surface marking(SGT) AN20.7		Knee joint –Linker
11-12 noon	Application of Mol. Bio. Techniques (SDL) BI 7.5	Menisci(SGD)		Surface marking(SGT) AN20.7		Knee joint –Linker
12-1 p.m		Anastomosis Around Knee Joint(SGD)		Living Anatomy (SGT) AN20.8,20.9Vi-IM,SU(Nesting)		SMELL (L)PY 10.13,10.14
1-2 p.m						
2-3 p.m	AIDS (T) BI10.4 Atherosclerosis And risk factors (SDL) BI 4.4 H- Revision II	Sole-II(Di) AN19.2	AIDS (T) BI10.4 Atherosclerosis And risk factors (SDL) BI 4.4 H- Revision II	Knee joint(Di) AN18.4 to 18.7	Water And Electrolyte Balance (T) BI 6.7 Therapeutic use of nucleotide Analogs (SDL) BI 6.3 E/C- Revision II	SDL-Correction of abnormal arches of foot
3-4 p.m		Sole-II(Di) AN19.2		Knee joint(Di) AN18.4 to 18.7		
4-5 p.m		Sole-II(Di) AN19.2		Knee joint(Di) AN18.4 to 18.7		

Time	25/10/2021	26/10/2021	27/10/2021	28/10/2021	29/10/2021	30/10/2021
	Monday	Tuesday	Wednesday	Thursday	Friday	Saturday
9-10a.m	Integrated (2) Effect Of Ex On Rs/CvsPY11.8	Arches of foot(L) AN19.5,19.6	Acid-base (SGD) 6.7	Nerves of Upper Limb(L) AN9.1,10.5,11.2,12.2,1 2.11	TASTE AGEUSIA SDL(21)P Y 10.13	Nerves of Lower Limb(L) AN 15.1,16.1,17.1,18.1, 19.1
10-11 a.m	Circadian rhythm PY 10.11(SGD)	Radiology (L) AN 20.6 Vi-RD(Nesting)		Applied Anatomy of UL(L) AN 8.6,9.2,10.6,11.3,11.4, 12.4,12.8,12.13,	REVISI ON OF IMMUNITY	Applied Anatomy of LL(L) AN 15.4,16.2,16.3,17.2, 17.3,18.3,18.5 to 18.7,19.6,19.7
11-12 noon	Extracellular Matrix (SGD) BI 9.2	Radiology (SGT) AN 20.6 Vi-RD(Nesting)	CONCEPTS OF NCV AND EMG	Skin (HL) AN7 2.1	Interpretation of reports :RFT+Acid base (SGD) BI	Bones of LL(SGD)
12-1 p.m		Radiology (SGT) AN 20.6 Vi-RD(Nesting)		Bones of UL(SGD)		Bones of LL(SGD)
1-2 p.m						
2-3 p.m	Water And Electrolyte Balanced (T) BI6.7 Therapeutic use of nucleotide Analog (SDL) BI 6.3 E/C- Revision II	Movement of Ankle& Other joints- (DOAP)	Water And Electrolyte Balance (T) BI6.7 Therapeutic use of nucleotide Analog (SDL) BI 6.3 E/C- Revision II	Revision of soft part of UL(SGD)	Nutrition& PEM(T) BI11.23 & 11.24 Antibiotics as inhibitors of replication, transcription And protein synthesis (SDL)	SDL- Development of Limbs
3-4 p.m		Ankle& Other joints (Di) AN20.1,20.2		Revision of soft part of UL(SGD)		
4-5 p.m		Ankle& Other joints- (Di) AN20.1,20.2		Bones of UL(SGD) Skin(HP) AN72.1,A-		






		Batch	BI 7.2 C-VISIT TO BLOOD BANK C- AUDIOMETRY SDL PY 10.15	
--	--	--------------	--	--

EXAM SCHEDULE:

	READING VACATION FOR PRELIMINARY EXAMINATION
15/12/2021	PRELIM EXAM
Jan2022	UNIVERSITY EXAM

ABBREVIATIONS:

- A-ALIGNED
- L-LECTURE
- EL-EMBRYOLOGY LECTURE
- HL- HISTOLOGY LECTURE
- E- EXPERIMENTAL PHYSIOLOGY LABORATORY
- HI –HORIZONTAL INTEGRATION
- VI –VERTICAL INTEGRATION
- SDL- SELF DIRECTED LEARNING
- SGD/SGT- SMALL GROUP DISCUSSION/SMALL GROUP TEACHING
- ECE- EARLY CLINICAL EXPOSURE
- INTEGRATED TOPICS
- COLOUR CODE

 ANATOMY LEC.	 PHYSIOLOGY LEC	 BIOCHEMISTRY LEC	 PSM LEC
 AETCOM	SPORTS	ECE	



For Physiology & Biochemistry practical, the students will be divided in three batches, two batches will go to Physiology & one will go to Biochemistr